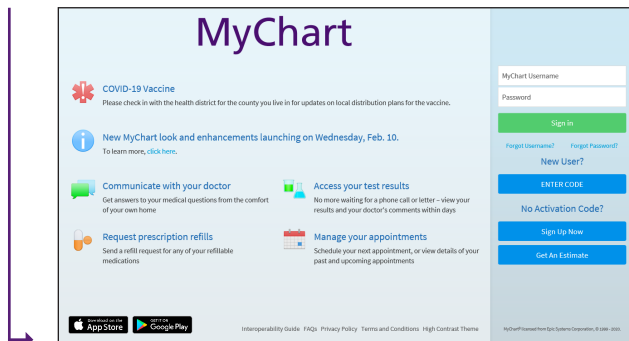


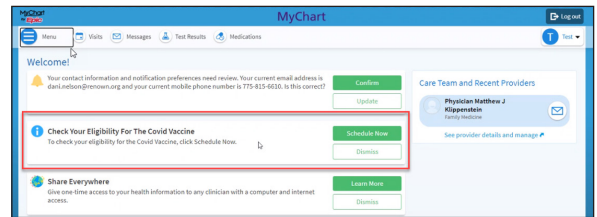


# Scheduling Your COVID-19 Vaccine in MyChart

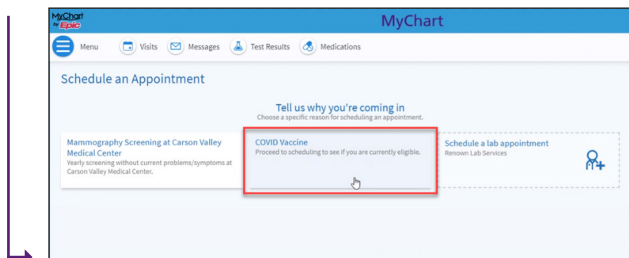
**1** Login to MyChart at [mychart.renown.org](https://mychart.renown.org).



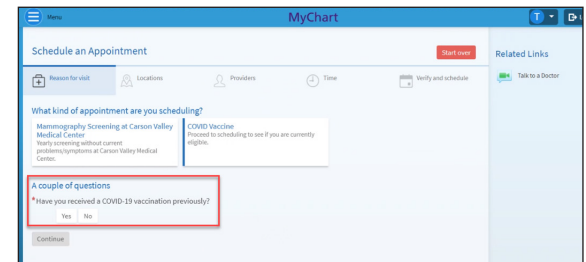
**2** From your personalized homepage, locate the tile that says Check Your Eligibility for the COVID Vaccine and select Schedule Now. If you do not see this notice, please check back at a later date.



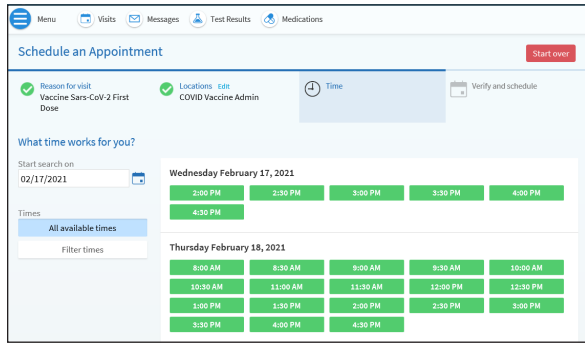
**3** On the scheduling page, select COVID Vaccine.



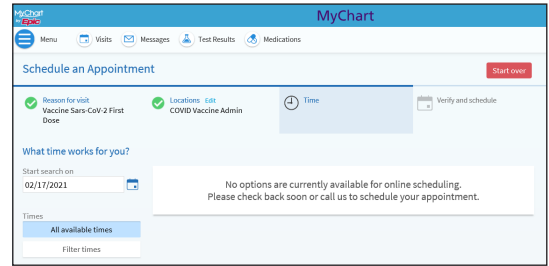
**4** Answer the screening questions provided.



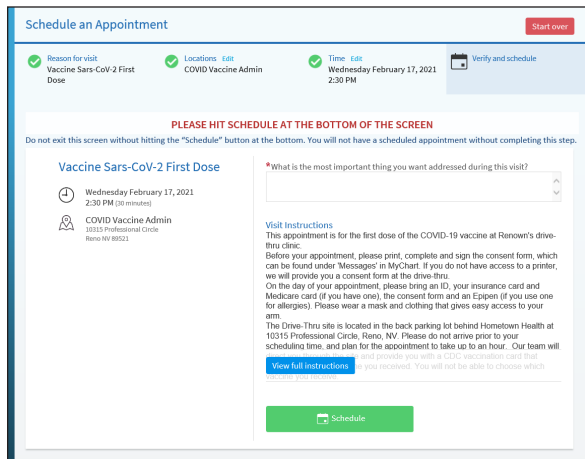
**5** If you are eligible to receive the vaccine, you will be able to select an appointment slot.



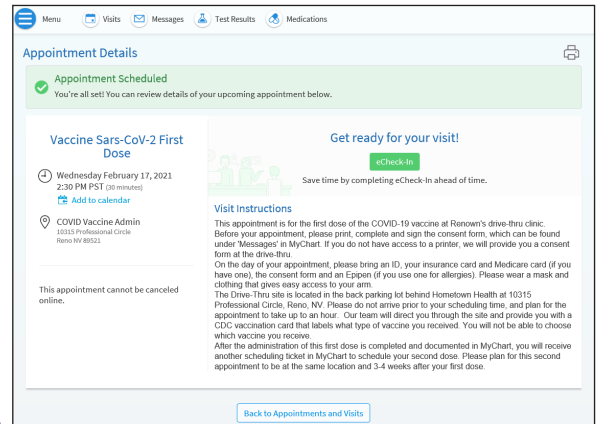
If you are not able to view appointment slots, it is because we are waiting for additional doses of the vaccine. Please check back for future availability.



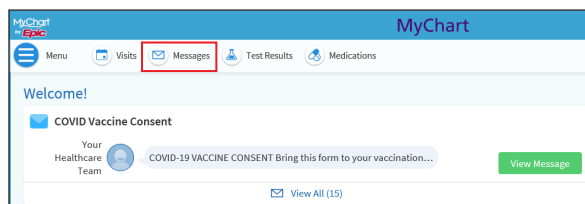
**6** Confirm the details of this appointment time. Please enter a comment in the field for "What is the most important thing you want addressed during this visit" and select the Schedule button at the bottom. Please note that your appointment is not confirmed until you complete this step.



**7** Your appointment for the COVID-19 vaccine is now scheduled. Please review these directions for where the vaccine is given and what to bring with you.



**8** Before your appointment, please print and complete your consent form. You can locate your consent form from your homepage or from the Messages tab at the top of your homepage. If you do not have access to a printer, we will provide you with a consent form at your appointment.



Please login to MyChart 3-5 business days after your appointment to schedule the second dose of this vaccine.



renown.org

XYZQTY17MM-00XXXX

**Renown**  
HEALTH